

TEST REPORT

for

Rose Brand[®] Wipers, Inc.
4 Emerson Lane
Secaucus, NJ 07094
Joe Leduc / 201-809-1730

Sound Absorption Testing
ASTM C 423-23/ E795-23

On

**Athena 23oz - 0% Fullness
Type G Mounting**


Report Number: NGC 4024031

Assignment Number: G-1941


Test Date: 10/07/2024

Report Approval Date: 10/09/2024

Submitted by: _____


Anthony J. Rivers
Acoustical Test Engineer

Reviewed by: _____


Michael J. Rizzo
General Manager

The results reported above apply to specific samples submitted for measurement. No responsibility is assumed for performance of any other specimen. The laboratory's accreditation or any of its test reports in no way constitute or imply product certification, approval, or endorsement by NVLAP, NIST or any agency of the Federal Government. This report may not be reproduced except in full, without written approval of the laboratory.

Revision Summary:

Date	SUMMARY
Approval Date: 10/09/2024	Original issue date: 10/09/2024 Original NGCTS report: NGC 4024031

The results reported above apply to specific samples submitted for measurement. No responsibility is assumed for performance of any other specimen. The laboratory's accreditation or any of its test reports in no way constitute or imply product certification, approval, or endorsement by NVLAP, NIST or any agency of the Federal Government. This report may not be reproduced except in full, without written approval of the laboratory.

Report Number: NGC 4024031

Test Method: This test method conforms explicitly with the American Society for Testing and Materials Standard Test Method for Sound Absorption and Sound Absorption Coefficients by the Reverberation Room Method - Designation: C 423-23 / E795-23.

For the test, a Linear Averaging Mode is used as the Averaging Algorithm when measuring the Decay Times.

Specimen Description: Designated by client as: Athena 23oz - 0% Fullness

The test specimen was observed to have the following characteristics:

Drape Identification: Athena 23oz - 0% Fullness

Fullness: 0%

All weights and dimension are averaged:

Measured dimensions: 2743.2 mm x 2438.4 mm (108 in. x 96 in.)

Weight: 0.76 kg/m² (0.15 PSF)

Unit Size: 1 Unit, 2743.2 mm x 2438.4 mm (108 in. x 96 in.)

Mounting: Type G-100 as per ASTM E795-23. For this testing, the metal G Mount frame was spaced 4 inches from the test chamber wall.

Total Sample Size: 72.00 Sq. Ft. (6.689 m²)

Preconditioning: Minimum 24 hours at 70°F, 55% R.H

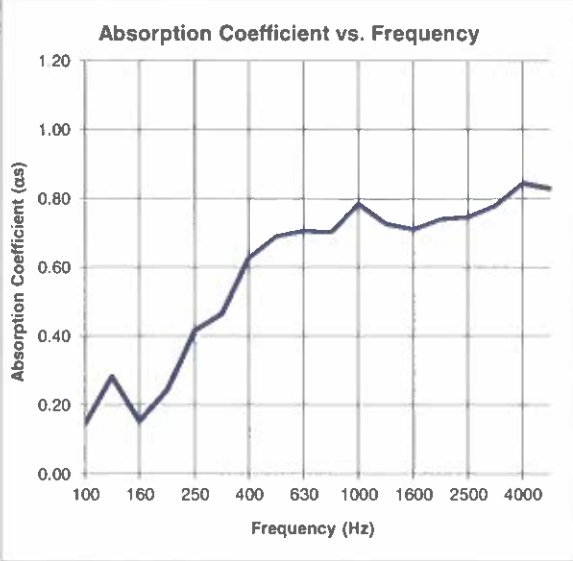
Test Results: The results of the tests are given on pages 4 and 5 of the report.

The results reported above apply to specific samples submitted for measurement. No responsibility is assumed for performance of any other specimen. The laboratory's accreditation or any of its test reports in no way constitute or imply product certification, approval, or endorsement by NVLAP, NIST or any agency of the Federal Government. This report may not be reproduced except in full, without written approval of the laboratory.

Sound Absorption Test Data per C423 - 23					Page 4 of 5
No. of test report:		NGC4024031		Date of test: 10/7/2024	
Temp. [°C]: 25.0		Humidity [%]: 50		Spec. Size [m ²]: 6.689	
Atmospheric pressure [kPa]: 100					
Frequency [Hz]	Absorption Coefficients a _s	Avg. Decay Rate			
		Empty d (empty) [dB/s]	Specimen d (specimen) [dB/s]		
100	0.15	8.54	9.84		
125	0.28	9.81	12.33		
160	0.15	8.33	9.69		
200	0.24	7.69	9.85		
250	0.42	7.90	11.61		
315	0.46	7.35	11.49		
400	0.63	6.91	12.51		
500	0.69	6.74	12.88		
630	0.71	6.75	13.03		
800	0.70	6.56	12.81		
1000	0.78	6.75	13.73		
1250	0.73	7.39	13.86		
1600	0.71	7.71	14.04		
2000	0.74	8.83	15.43		
2500	0.75	9.14	15.80		
3150	0.78	9.62	16.56		
4000	0.84	9.53	17.05		
5000	0.83	9.40	16.79		
Reverberation Room Volume:		282.1		m ³	
Noise Reduction Coefficient NRC:		0.65		Avg. 250, 500, 1000, 2000 Hz: 0.657	
Sound Absorption Average SAA:		0.63		Avg. 200 - 2500 Hz: 0.629	
NOTE: Estimates of repeatability and reproducibility for sound absorption coefficients of a specimen are referenced in ASTM C423 - 23 test method.					

The results reported above apply to specific samples submitted for measurement. No responsibility is assumed for performance of any other specimen. The laboratory's accreditation or any of its test reports in no way constitute or imply product certification, approval, or endorsement by NVLAP, NIST or any agent of the U.S. Government. This report may not be reproduced except in full, without written approval of the laboratory.

1650 Military Road • Buffalo, NY 14217-1198
 (716) 873-9750 • Fax (716) 873-9753 • www.ngctestingservices.com

Sound Absorption Test Data per C423 - 23		Page 5 of 5																																					
Test report:	NGC4024031																																						
Date of test:	10/7/2024																																						
Spec. Size [m ²]:	6.689																																						
Room Vol.[m ³]:	282.1																																						
Temp. [°C]:	25.0																																						
Humidity [%]:	50																																						
<table border="1" style="width: 100%; border-collapse: collapse;"> <tr> <td style="width: 60%;">Noise Reduction Coefficient NRC:</td> <td style="text-align: right;">0.65</td> </tr> <tr> <td>Sound Absorption Average SAA:</td> <td style="text-align: right;">0.63</td> </tr> </table>			Noise Reduction Coefficient NRC:	0.65	Sound Absorption Average SAA:	0.63																																	
Noise Reduction Coefficient NRC:	0.65																																						
Sound Absorption Average SAA:	0.63																																						
<table border="1" style="width: 100%; border-collapse: collapse;"> <thead> <tr> <th style="text-align: center;">Frequency [Hz]</th> <th style="text-align: center;">Absorption Coefficients α_w</th> </tr> </thead> <tbody> <tr><td style="text-align: center;">100</td><td style="text-align: center;">0.15</td></tr> <tr><td style="text-align: center;">125</td><td style="text-align: center;">0.28</td></tr> <tr><td style="text-align: center;">160</td><td style="text-align: center;">0.15</td></tr> <tr><td style="text-align: center;">200</td><td style="text-align: center;">0.24</td></tr> <tr><td style="text-align: center;">250</td><td style="text-align: center;">0.42</td></tr> <tr><td style="text-align: center;">315</td><td style="text-align: center;">0.46</td></tr> <tr><td style="text-align: center;">400</td><td style="text-align: center;">0.63</td></tr> <tr><td style="text-align: center;">500</td><td style="text-align: center;">0.69</td></tr> <tr><td style="text-align: center;">630</td><td style="text-align: center;">0.71</td></tr> <tr><td style="text-align: center;">800</td><td style="text-align: center;">0.70</td></tr> <tr><td style="text-align: center;">1000</td><td style="text-align: center;">0.78</td></tr> <tr><td style="text-align: center;">1250</td><td style="text-align: center;">0.73</td></tr> <tr><td style="text-align: center;">1600</td><td style="text-align: center;">0.71</td></tr> <tr><td style="text-align: center;">2000</td><td style="text-align: center;">0.74</td></tr> <tr><td style="text-align: center;">2500</td><td style="text-align: center;">0.75</td></tr> <tr><td style="text-align: center;">3150</td><td style="text-align: center;">0.78</td></tr> <tr><td style="text-align: center;">4000</td><td style="text-align: center;">0.84</td></tr> <tr><td style="text-align: center;">5000</td><td style="text-align: center;">0.83</td></tr> </tbody> </table>	Frequency [Hz]	Absorption Coefficients α_w	100	0.15	125	0.28	160	0.15	200	0.24	250	0.42	315	0.46	400	0.63	500	0.69	630	0.71	800	0.70	1000	0.78	1250	0.73	1600	0.71	2000	0.74	2500	0.75	3150	0.78	4000	0.84	5000	0.83	<div style="text-align: center;"> <p>Absorption Coefficient vs. Frequency</p>  </div>
Frequency [Hz]	Absorption Coefficients α_w																																						
100	0.15																																						
125	0.28																																						
160	0.15																																						
200	0.24																																						
250	0.42																																						
315	0.46																																						
400	0.63																																						
500	0.69																																						
630	0.71																																						
800	0.70																																						
1000	0.78																																						
1250	0.73																																						
1600	0.71																																						
2000	0.74																																						
2500	0.75																																						
3150	0.78																																						
4000	0.84																																						
5000	0.83																																						

The results reported above apply to specific samples submitted for measurement. No responsibility is assumed for performance of any other specimen. The laboratory's accreditation or any of its test reports in no way constitute or imply product certification, approval, or endorsement by NVLAP, NIST or any agent of the U.S. Government. This report may not be reproduced except in full, without written approval of the laboratory.